


**Graduation Rates Overview**

Welcome to the IPEDS Graduation Rates (GR) survey component. The GR component collects data on the cohort of full-time, first-time degree/certificate-seeking undergraduate students and tracks their completion status at 150% of the normal time to complete all requirements of their program of study. This information is collected to assist institutions in complying with the requirements of the Student Right-to-Know Act.

**Data Reporting Reminders**

Once a student is in the cohort, they remain in the cohort, even if their status changes to part-time or they drop out or transfer out of the institution. However, adjustments can be made to the cohort for allowable exclusions, which include the death of a student, permanent disability, military deployment, or service on an official church mission or with a foreign aid service of the Federal government.

 When reporting award levels for sub-baccalaureate certificates, determine program length by the number of credit or contact hours, NOT the academic year length in parentheses. The academic year length is meant only to


Institution: University of Missouri-Columbia (178396)

User ID: 29C0011

Based on your institution's response to the predominant calendar system question (B3) on the Institutional Characteristics Header survey component from the IPEDS Fall 2018 data collection, your institution must report graduation rates data using a:

**Fall Cohort**

A fall cohort is used by institutions with standard academic terms (semester, trimester, quarter, 4-1-4). A full-year cohort is used by institutions offering primarily occupational/vocational programs and operating on a continuous basis.

**Establishing cohorts**

NOTE: Reporting using the new race/ethnicity categories is now mandatory. On this screen you will need to revise your preloaded 2012 cohort of full-time, first-time degree/certificate-seeking undergraduate students to the new race/ethnicity categories (if applicable). For information and assistance with this, please visit the [IPEDS Race/Ethnicity Information Center](#).

Men

Screen 1 of 2

	Cohort year 2012	
	Initial cohort	Revised cohort (Column 01)
<u>Nonresident alien</u>	44	<input type="text" value="44"/>
<u>Hispanic/Latino</u>	100	<input type="text" value="100"/>
<u>American Indian or Alaska Native</u>	5	<input type="text" value="5"/>
<u>Asian</u>	62	<input type="text" value="62"/>
<u>Black or African American</u>	259	<input type="text" value="259"/>
<u>Native Hawaiian or Other Pacific Islander</u>	3	<input type="text" value="3"/>
<u>White</u>	2,405	<input type="text" value="2,405"/>
Two or more races	96	<input type="text" value="96"/>
<u>Race and ethnicity unknown</u>	13	<input type="text" value="13"/>
<b>Total men</b>	2,987	2,987

Women

Screen 1 of 2

	Cohort year 2012	
	Initial cohort	Revised cohort (Column 01)
<u>Nonresident alien</u>	28	<input type="text" value="28"/>
<u>Hispanic/Latino</u>	129	<input type="text" value="129"/>
<u>American Indian or Alaska Native</u>	9	<input type="text" value="9"/>



- Incoming students seeking a bachelor's degree should be reported in Column 02. Column 03 will then be generated for you. Column 03 is meant to include any full-time, first-time entering students who were seeking a degree or certificate other than a bachelor's degree, su


<u>Native Hawaiian or Other Pacific Islander</u>	2	<input type="text" value="2"/>	0
<u>White</u>	2,631	<input type="text" value="2,631"/>	0
Two or more races	114	<input type="text" value="114"/>	0
<u>Race and ethnicity unknown</u>	19	<input type="text" value="19"/>	0
<b>Total women</b>	3,391	3,391	0
<b>Total men + women</b>	6,378	6,378	0

**Section II - Bachelor's or equivalent degree-seeking subcohort - Completers within 150%**

- In the columns below, report the status of the bachelor's degree-seeking subcohort of students listed in Column 10.
- Of the students in Column 10, those who attained a degree or certificate OTHER THAN A BACHELOR'S DEGREE within 150% of the normal time to complete the program as of August 31, 2018 should be reported in either Column 11 or 12, depending on the length of the program completed.
- Of the students in Column 10, those who attained a bachel



**Section II - Bachelor's completers by length of time to degree**

Table content is missing or blank.



			37	8	
<u>Black or African American</u>	394	230	134	87	9
<u>Native Hawaiian or Other Pacific Islander</u>	2	2	2	0	0
<u>White</u>	2,631	1,988	1,554	402	32
Two or more races	114	70	48	21	1
<u>Race and ethnicity unknown</u>	19	13	10	3	0
<b>Total women</b>	<b>3,391</b>	<b>2,466</b>	<b>1,874</b>	<b>548</b>	<b>44</b>
<b>Total men + women</b>	<b>6,378</b>	<b>4,397</b>	<b>2,923</b>	<b>1,322</b>	<b>152</b>











Section II - Bachelor's or equivalent degree-seeking cohort - Pell recipients and a recipients of a subsidized Direct Loan who did not receive a Pell Grant

For each subcohort, report the number of students in the cohort, total exclusions for the cohort, the number of students that completed a bachelor's or equivalent degree within 150% of normal time to completion, and the total completers within 150%.

- Recipients of a Pell Grant and Recipients of a Direct Subsidized Loan that did not receive a Pell Grant are mutually exclusive , that is, if a student is in one cohort, they cannot be in the other cohort.
  - The total of these 2 subcohorts must be less than the Bachelor's or equivalent degree-seeking cohort



IPEDS collects important information regarding your institution. All data reported in IPEDS survey components become available in the IPEDS Data Center and appear as aggregated data in various Department of Education reports. Additionally, some of the reported data appears specifically for your institution through the College Navigator website and is included in your institution's Data Feedback Report (DFR). The purpose of this summary is to provide you an opportunity to view some of the data that, when accepted through the IPEDS quality control process, will appear on the College Navigator website and/or your DFR. College Navigator is updated approximately three months after the data collection period closes and Data Feedback Reports will be available through the [Data Center](#) and sent to your institution's CEO in November 2018.

Please review your data for accuracy. If you have questions about the data displayed below after reviewing the data reported on the survey screens, please contact the IPEDS Help Desk at: 1-877-225-2568 or [ipedshelp@rti.org](mailto:ipedshelp@rti.org).




Institution: University of Missouri-Columbia (178396)

User ID: 29C0011

Edit Report

**Graduation Rates**

University of Missouri-Columbia (178396)