



Institution: Missouri University of Science and Technology (178411)

User ID: 29C0011



**Part B Selection**

**Completion of Part B (Enrollment of Students by Age) is optional this year.**

**Do you wish to complete Part B this year?**

**If you select 'Yes', you will see Part B and be expected to complete the screens.**

**If you select 'No', you will skip Part B.**

		Yes, I will complete Part B
		No, I will not complete Part B

















**Part A - Fall Enrollment by race/ethnicity and gender**






















**Part A - Fall Enrollment by race/ethnicity and gender**Enrollment as of the institution's official fall reporting date or as of October 15, 2012

CIPCODE: 14.0000 -- Engineering

**Graduate students**

- Report Hispanic/Latino individuals of any race as Hispanic/Latino
- Report race for non-Hispanic/Latino individuals only

Students enrolled for <u>credit</u>	Total <u>full-time</u>	Total <u>part-time</u>	Total graduate students
<b>Men</b>			
<u>Nonresident alien</u>	330	69	399
<u>Hispanic/Latino</u>	4	20	24
<u>American Indian or Alaska Native</u>	1	2	3
<u>Asian</u>	6	17	23
<u>Black or African American</u>	5	22	27
<u>Native Hawaiian or Other Pacific Islander</u>	0	1	1
<u>White</u>	170	238	408
Two or more races	0	1	1
<u>Race and ethnicity unknown</u>	24	24	48
<b>Total men</b>	540	394	934
<b>Women</b>			
<u>Nonresident alien</u>	70	10	80
<u>Hispanic/Latino</u>	0	5	5
<u>American Indian or Alaska Native</u>	0	3	3
<u>Asian</u>	2	5	7
<u>Black or African American</u>	2	2	4
<u>Native Hawaiian or Other Pacific Islander</u>	0	0	0
<u>White</u>	33	38	71
Two or more races	0	0	0
<u>Race and ethnicity unknown</u>	3	8	11
<b>Total women</b>	110	71	181
<b>Grand total (men+women)</b>	650	465	1,115

**Part A - Fall Enrollment by race/ethnicity and gender**

Enrollment as of the institution's official fall reporting date or as of October 15, 2012

CIPCODE: 26.0000 -- Biological and Biomedical Sciences

**Graduate students**

- Report Hispanic/Latino individuals of any race as Hispanic/Latino
- Report race for non-Hispanic/Latino individuals only

Students enrolled for <u>credit</u>	Total <u>full-time</u>	Total <u>part-time</u>	Total graduate students
<b>Men</b>			
<u>Nonresident alien</u>	<input type="text" value="0"/>	<input type="text" value="1"/>	1
<u>Hispanic/Latino</u>	<input type="text" value="0"/>	<input type="text" value="0"/>	0
<u>American Indian or Alaska Native</u>	<input type="text" value="0"/>	<input type="text" value="0"/>	0
<u>Asian</u>	<input type="text" value="0"/>	<input type="text" value="0"/>	0
<u>Black or African American</u>	<input type="text" value="0"/>	<input type="text" value="0"/>	0
<u>Native Hawaiian or Other Pacific Islander</u>	<input type="text" value="0"/>	<input type="text" value="0"/>	0
<u>White</u>	<input type="text" value="3"/>	<input type="text" value="1"/>	4
Two or more races	<input type="text" value="0"/>	<input type="text" value="0"/>	0
<u>Race and ethnicity unknown</u>	<input type="text" value="0"/>	<input type="text" value="0"/>	0
<b>Total men</b>	3	2	5
<b>Women</b>			
<u>Nonresident alien</u>	<input type="text" value="1"/>	<input type="text" value="0"/>	1
<u>Hispanic/Latino</u>	<input type="text" value="0"/>	<input type="text" value="0"/>	0
<u>American Indian or Alaska Native</u>	<input type="text" value="0"/>	<input type="text" value="0"/>	0
<u>Asian</u>	<input type="text" value="0"/>	<input type="text" value="0"/>	0
<u>Black or African American</u>	<input type="text" value="0"/>	<input type="text" value="0"/>	0
<u>Native Hawaiian or Other Pacific Islander</u>	<input type="text" value="0"/>	<input type="text" value="0"/>	0
<u>White</u>	<input type="text" value="3"/>	<input type="text" value="1"/>	4
Two or more races	<input type="text" value="0"/>	<input type="text" value="0"/>	0
<u>Race and ethnicity unknown</u>	<input type="text"/>		









**Part A - Fall Enrollment by Distance Education Status**

Enrollment as of the institution's official fall reporting date or as of October 15, 2012

	<u>Undergraduate Students</u>		<u>Graduate Students</u>
	<u>Degree/Certificate Seeking</u>	Non-Degree/Certificate Seeking	
<b>Enrolled exclusively in distance education courses</b>	31	5	538
<b>Enrolled in some but not all distance education courses</b>	1,071	8	143
<b>Not enrolled in any distance education courses</b>	4,650	76	1,123
<b>Total</b>			

**Part A - Fall Enrollment by Distance Education Status**

Of those students <i>exclusively</i> enrolled in distance education courses, report the number that are:		<u>Undergraduate Students</u>		<u>Graduate Students</u>
		<u>Degree/Certificate Seeking</u>	Non-Degree/Certificate Seeking	
Located in	MO	<input type="text" value="24"/>	<input type="text" value="1"/>	<input type="text" value="210"/>
Located in the U.S. but not in	MO	<input type="text" value="2"/>	<input type="text" value="3"/>	<input type="text" value="306"/>
Located in the U.S. but state/jurisdiction unknown		<input type="text" value="0"/>	<input type="text" value="0"/>	<input type="text" value="0"/>
Located outside the U.S.		<input type="text" value="5"/>	<input type="text" value="1"/>	<input type="text" value="22"/>
Location unknown/unreported		0	0	0







**Part A - Fall Enrollment - Summary by race/ethnicity**




Institution: Missouri University of Science and Technology (178411)

User ID: 29C0011

**Part A - Fall Enrollment - Summary by race/ethnicity****Fall enrollment totals****CIPCODE: 52.0000 -- Business, Management, Marketing and Related Support Services**

Students enrolled for credit	Total full-time students	Total part-time students	Grand total, all students
<b>Men</b>			
<u>Nonresident alien</u>	9	2	11
<u>Hispanic/Latino</u>	1	1	2
<u>American Indian or Alaska Native</u>	0	0	0
<u>Asian</u>	1	0	1
<u>Black or African American</u>	20	1	21
<u>Native Hawaiian or Other Pacific Islander</u>	1	0	1
<u>White</u>	43	11	54
Two or more races	0	0	0
<u>Race and ethnicity unknown</u>	2	1	3
<b>Total men</b>	<b>77</b>	<b>16</b>	<b>93</b>
<b>Women</b>			
<u>Nonresident alien</u>	3	0	3
<u>Hispanic/Latino</u>	2	1	3
<u>American Indian or Alaska Native</u>	0	0	0
<u>Asian</u>	0	0	0
<u>Black or African American</u>	2	0	2
<u>Native Hawaiian or Other Pacific Islander</u>	0	0	0
<u>White</u>	30	11	41
Two or more races	0	0	0
<u>Race and ethnicity unknown</u>	4	0	4
<b>Total women</b>	<b>41</b>	<b>12</b>	<b>53</b>
<b>Grand Total (men+women)</b>	<b>118</b>	<b>28</b>	<b>146</b>







Institution: Missouri University of Science and Technology (178411)

User ID: 29C0011

**Part B - Fall Enrollment by Age and Gender for Full-time Graduate Students****NOTE: These data are optional this year.**Enrollment as of the institution's official fall reporting date or as of October 15, 2012

Age	Full-time Graduate Students	
	Men	Women
Under 18	<input type="text"/>	<input type="text"/>
18-19	<input type="text"/>	<input type="text"/>
20-21	<input type="text" value="18"/>	<input type="text" value="5"/>
22-24	<input type="text" value="215"/>	<input type="text" value="81"/>
25-29	<input type="text" value="386"/>	<input type="text" value="86"/>
30-34	<input type="text" value="107"/>	<input type="text" value="23"/>
35-39	<input type="text" value="62"/>	<input type="text" value="16"/>
40-49	<input type="text" value="26"/>	<input type="text" value="3"/>
50-64	<input type="text" value="9"/>	<input type="text" value="2"/>
65 and over	<input type="text"/>	<input type="text"/>
Age unknown/unreported	0	0
Total full-time graduate students (from part A)	823	216



**Part C - Screening Question**

--	--

--	--

--	--

**Part C - Residence of First-time Undergraduates**

--	--	--	--







**Part D - Total Undergraduate Entering Class**





**Part E - First-time Bachelor's Cohort Retention Rates (Part-time)**

Retention Rates

**Part-time, First-time Bachelor's Cohort from Fall 2011**

Academic reporters determine the cohort and retention as of the institution's official fall reporting date or as of October 15. Program reporters determine the cohort with enrollment any time between August 1 and October 31, 2011 and retention based on August 1, 2012.


The retention rate is calculated by the system after clicking "Save" on the screen. Exclusions are subtracted from the original cohort and the resulting adjusted cohort is used for calculating the retention rate.


**Retention Data Reporting Reminders:**

- Include only **part-time, first-time bachelor's-seeking** students in this cohort.
- Determine part-time using Fall 2011 attendance status (e.g. if a student was part-time in Fall 2011, report them in the part-time cohort regardless of their Fall 2012 status).
- If there are no students to report in the cohort, enter zero. Do not leave the field blank.
- Report in the exclusions box (line E7) the number of students from the cohort who left the institution for any of the following reasons: died or were totally and permanently disabled; to serve in the armed forces (including those called to active duty); to serve with a foreign aid service of the Federal Government (e.g. Peace Corps); or to serve on official church missions.

Prior year data (Fall 2010 cohort)

**PART-TIME, FIRST-TIME BACHELOR'S COHORT RETENTION:**

<b>E6</b>	Part-time, first-time Fall 2011 bachelor's cohort	<input type="text" value="6"/>	<b>9</b>	
<b>E7</b>	<u>Exclusions</u> from the Fall 2011 cohort	<input type="text" value="0"/>	<b>0</b>	
<b>E8</b>	<b>Adjusted</b> Fall 2011 cohort (line E6 - line E7)	6	<b>9</b>	
<b>E9</b>	Students from Fall 2011 cohort <b>still enrolled</b> as of Fall 2012	<input type="text" value="5"/>	<b>6</b>	
<b>E10</b>	Part-time, first-time Fall 2011 bachelor's cohort retention rate (line E9 / line E8)	 83 %	<b>67</b>	%






 You may use the space below-1.7(-to )]7(p)omvw-1.1ptxs fho( )6.7(t)cn2.3d(a)5.4t(a)5.4 yYo'w-1.7vespitedabpomvw-1e.w-1.7(n )T]d6267 tudmmand pnao(nm)6.9tts.d



Institution: Missouri University of Science and Technology (178411)


User ID: 29C0011

**Prepared by**

<b>This survey component was prepared by:</b>										
	Keyholder		SFA Contact		HR Contact		Finance Contact		Other	
Name:	<input type="text" value="Randy Sade"/>									
Email:	<input type="text" value="SadeR@umsystem.edu"/>									
How long did it take to prepare this survey component?										
	<input type="text" value="90"/>	hours	<input type="text" value="0"/>	minutes						
<p>The name of the preparer is being collected so that we can follow up with the appropriate person in the event that there are questions concerning the data. The Keyholder will be copied on all email correspondence to other preparers.</p> <p>The time it took to prepare this component is being collected so that we can continue to improve our estimate of the reporting burden associated with IPEDS. Please include in your estimate the time it took for you to review instructions, query and search data sources, complete and review the component, and submit the data through the Data Collection System.</p> <p>Thank you for your assistance.</p>										

**Summary**

**Fall Enrollment Survey Summary  
Four-Year Institutions with Graduate Students**

Edit Report

**Fall Enrollment**

**Missouri University of Science and Technology (178411)**

Source	Description	Severity	Resolved	Options
--------	-------------	----------	----------	---------

**Screen: 27.0000 PT UG**

Perform Edits	You have reported Transfer-in students (Col 2) for part-time undergraduate women (CIP 27.0000), but no Continuing students in Col 3. Please confirm			
---------------	---	--	--	--

--	--	--	--	--

--	--