

TUITION

Student Level or
Professional Program

Residence
Status

Term
Type

Plateau

Per Credit
Hour Rate






Flat
Rate

Per Credit
Hour Rate

Flat
Rate




Percentage
Change

Dollar
Change



TUITION

Student Level or Professional Program	Residence Status	Term Type	Plateau		Flat Rate		Flat Rate	Percentage Change	Dollar Change
Undergraduate	Missouri	Semester	None		\$316.60		\$330.90	4.5%	\$14.30
	Nonresident	Semester	None		\$985.00		\$1,005.00	2.0%	\$20.00



eLearning and Special Program Delivery
Beginning with the 2022 Fall Session

	2021-2022 Rates		2022-2023 Rates		Percentage Change	Dollar Change
	Per Credit Hour Rate	Flat Rate	Per Credit Hour Rate	Flat Rate		
MU						
Undergrad Distance Program & Special Delivery Tuition - Maximum	\$966.40		\$1,009.90		4.5%	\$43.50
Graduate Distance Program & Special Delivery Tuition - Maximum	\$2,015.30		\$2,106.10		4.5%	\$90.80
Examination Only - Graduate Enrollment (tuition)		\$414.60		\$433.30	4.5%	\$18.70
CE Instructional Fee (for credit) - Maximum	\$1,439.40		\$1,504.20		4.5%	\$64.80
Missouri S&T						
Undergraduate eLearning (distance students only) Maximum	\$965.40		\$1,005.00		4.1%	\$39.60
Graduate eLearning and Special Program Delivery Maximum	\$3,000.00		\$3,000.00		0.0%	\$0.00
Examination Only - Graduate Enrollment		\$435.50		\$456.00	4.7%	\$20.50
CE Instructional Fee (for credit) - Maximum	\$3,000.00		\$3,000.00		0.0%	\$0.00
UMKC						
Undergrad Distance Program & Special Delivery Tuition - Maximum ¹	\$877.70		\$917.30		4.5%	\$39.60
Graduate eLearning and Special Program Delivery Maximum	\$1,092.10		\$1,141.30		4.5%	\$49.20
Examination Only and Audit - Undergraduate Enrollment		\$313.90		\$444.15	41.5%	\$130.25
Examination Only and Audit- Graduate Enrollment		\$423.00		\$329.60	-22.1%	(\$93.41)
CE Instructional Fee (for credit) - Maximum	\$1,092.10		\$1,141.24		4.5%	\$49.14
UMSL						
Undergraduate eLearning and Special Program Delivery Maximum	\$1,019.00		\$1,065.00		4.5%	\$46.00
Graduate eLearning and Special Program Delivery Maximum	\$2,000.00		\$2,090.00		4.5%	\$90.00
Examination Only - Graduate Enrollment		\$522.00		\$545.50	4.5%	\$23.50
CE Instructional Fee (for credit) - Maximum	\$2,000.00		\$2,090.00		4.5%	\$90.00

Note: Rates presented in the table above reflect the maximum rate assessed for eLearning and special program delivery, minimum rate is e-resident undergraduate tuition rate. This rate is not a supplement fee or course fee it is a range set for specific program delivered through a nontraditional delivery mode.

¹ Special Delivery Tuition includes consortium agreements with other post secondary institutions and reciprocal exchange agreements with post secondary institutions.