



2020-21 Data

Institution: Missouri University of Science and Technology (178411)

User ID: 29C0011

Institution: Missouri University of Science and Technology (178411)

User ID: 29C0011

Finance - Public Institutions' Reporting Standard

Reporting Standard

Please indicate which reporting standards are used to prepare your financial statements:

- GASB (Governmental Accounting Standards Board), using standards of GASB 34 & 35
- FASB (Financial Accounting Standards Board)

Please consult your business officer for the correct response before saving this screen. Your response to this question will determine the forms you will receive for reporting finance data.

Institution: Missouri University of Science and Technology (178411)

User ID: 29C0011


Finance - Public Institutions Using GASB Standards

General Information: GASB-Reporting Institutions (aligned form)

Reporting Reminder:

Does your institution include postemployment benefits other than pension (OPEB) liabilities, expenses, and/or deferrals in its General Purpose Financial Statements?

- No
 Yes

 You may use the box below to provide additional context for the data you have reported above. Context notes will be posted on the College Navigator website. Therefore, you should write all context notes using proper grammar (e.g., complete sentences with punctuation) and common language that can be easily understood by students and parents (e.g., spell out acronyms).

Part A - Statement of Net Position Page 1

Part A - Statement of Net Position Page 2

Fiscal Year: July 1, 2020 - June 30, 2021			
Line No.	Description	Ending balance	Prior year Ending balance
Capital Assets			
21	<u>Land and land improvements</u>	8,078,931	8,078,931
22	<u>Infrastructure</u>	86,709,923	42,256,634
23	<u>Buildings</u>	432,847,071	427,317,814
32	Equipment, including art and <u>library collections</u>	113,351,987	108,285,290
27	<u>Construction in progress</u>	5,678,814	2,380,049
	Total for Plant, Property and Equipment CV = (A21+ .. A27)	646,666,726	588,318,718
28	<u>Accumulated depreciation</u>	277,247,606	261,878,502
33	Intangible assets, net of accumulated amortization	0	0
34	Other capital assets	951,200	951,200



Part D - Summary of Changes In Net Position


Fiscal Year: July 1, 2020 - June 30, 2021			
If your institution is a parent institution then the amounts reported in Parts A and D should include ALL of your child institutions			
Line No.	Description	Current year amount	Prior year amount
01	Total revenues and other additions for this institution AND all of its child institutions	<input checked="" type="checkbox"/> <input style="width: 100px;" type="text" value="334,465,120"/>	215,299,829
02	Total expenses and deductions for this institution AND all of its child institutions	<input style="width: 100px;" type="text" value="206,480,660"/>	219,434,912
03	Change in net position during year CV=(D01-D02)	127,984,460	-4,135,083
04	Net position beTw(ChCnn Tcm3(o)-6(si.28 l-2Dn.5(Net)-8.8-354.6(b)8.su.)12.12 eb p)8	Toto12 eb p-4,135,083	

Part E-2 - Sources of Discounts and Allowances

Part B - Revenues by Source (2)

Part C-2 - Expenses by Natural Classification

Fiscal Year: July 1, 2020 - June 30, 2021			
Line No.	Expense: Natural Classifications	Total Amount	Prior year amount
19-2	<u>Salaries and Wages</u> (from Part C-1,Column 2 line 19)	97,310,698	104,381,476
19-3	<u>Benefits</u>	29,916,880	38,071,454
19-4	<u>Operation and Maintenance of Plant (as a natural expense)</u>	14,301,242	16,904,076
19-5	<u>Depreciation</u>	19,995,820	19,209,702
19-6	<u>Interest</u>	5,071,986	5,067,204
19-7	<u>Other Natural Expenses and Deductions</u> CV=[C19-1 - (C19-2 + ... + C19-6)]	39,884,034	35,801,000
19-1	Total Expenses and Deductions (from Part C-1, Line 19)	206,480,660	219,434,912
20-1	<u>12-month Student FTE (from E12 survey)</u>	6,247	6,751
21-1	Total expenses and deductions per student FTE CV=[C19-1/C20-1]	33,053	32,504

 You may use the box below to provide additional context for the

Part M-1 - Pension Information


Fiscal Year: July 1, 2020 - June 30, 2021				
Line No.	Description	Current year amount		Prior Year amount
01	Pension expense	<input checked="" type="checkbox"/>	<input type="text" value="3,472,696"/>	16,465,314
02	Net Pension liability	<input checked="" type="checkbox"/>	<input type="text" value="22,830,222"/>	75,180,017
03	Deferred inflows related to pension	<input checked="" type="checkbox"/>	<input type="text" value="32,473,404"/>	1,019,647
04	Deferred outflows related to pension	<input checked="" type="checkbox"/>	<input type="text"/>	

Institution: Missouri University of Science and Technology (178411)

User ID: 29C0011

Part M-2 - Postemployment Benefits Other than Pension (OPEB) Information

Fiscal Year: July 1, 2020 - June 30, 2021			
Line No.	Description	Current year amount	Prior Year amount
05	OPEB expense	<input checked="" type="checkbox"/> <input type="text" value="-2,250,668"/>	53,620
06	Net OPEB liability	<input checked="" type="checkbox"/> <input type="text" value="14,775,440"/>	24,906,878
07	Deferred inflows related to OPEB	<input checked="" type="checkbox"/> <input type="text" value="13,612,787"/>	7,233,725
08	Deferred outflows related to OPEB	<input type="checkbox"/> <input type="text" value="1,276,484"/>	1,556,158

 You may use the box below to provide additional context for the data you have reported above. Context notes will be posted on the College Navigator website. Therefore, you should write all context notes using proper grammar (e.g., complete sentences with punctuation) and common language that can be easily understood by students and parents (e.g., spell out acronyms).

Part J - Revenue Data for the Census Bureau

Fiscal Year: July 1, 2020 - June 30, 2021						
Source and type		Amount				
		Total for all funds and operations (includes endowment funds, but excludes component units)	Education and general/independent operations	Auxiliary enterprises	Hospitals	Agriculture extension/experiment services
		(1)	(2)	(3)	(4)	(5)
01	Tuition and fees	119,677,687	119,677,687			
02	Sales and services	22,142,291	726,846	21,415,445	0	0
03	Federal grants/contracts (excludes Pell Grants)	18,959,495	18,959,495	0	0	0
Revenue from the state government:						
04	State appropriations, current & capital	50,374,529	50,374,529	0	0	0
05	State grants and contracts	7,576,375	7,576,375	0	0	0
Revenue from local governments:						
06	Local appropriation, current & capital	0	0	0	0	0
07	Local government grants/contracts	28,936	28,936	0	0	0
08	Receipts from property and non-property taxes	0				
09	Gifts and private grants, NOT including capital grants	36,025,774				
10	Interest earnings	11,612,073				
11	Dividend earnings	0				
12	Realized capital gains	15,018,315				

You may use the box below to provide additional context for the data you have reported above. Context notes will be posted on the College Navigator website. Therefore, you should write all context notes using proper grammar (e.g., complete sentences with punctuation) and common language that can be easily understood by students and parents (e.g., spell out acronyms).

Part K - Expenditure Data for the Census Bureau

Fiscal Year: July 1, 2020 - June 30, 2021						
Category		Total for all funds and operations (includes endowment funds, but excludes component units)	Education and general/independent operations	Auxiliary enterprises	Hospitals	Agriculture extension/experiment services
		(1)	(2)	(3)	(4)	(5)
02	Employee benefits, total	29,916,879	28,927,495	989,384	0	0
03	Payment to state retirement funds (may be included in line 02 above)	0	0	0	0	0
04	Current expenditures including salaries	156,468,597	147,253,569	9,215,028	0	0
Capital outlays						
05	Construction	4,531,738	4,531,738	0	0	0
06	Equipment purchases	9,258,239	9,258,239	0	0	0
07	Land purchases	0	0	0	0	0
08	Interest on debt outstanding, all funds and activities	5,071,986				



Part L - Debt and Assets for Census Bureau, page 1

Prepared by

Summary

Finance Survey Summary

IPEDS collects important information regarding your institution. All data reported in IPEDS survey components become available

