

Human Resources 2019-20

Institution: Missouri University of Science and Technology (178411)

User ID: 29C0011

Institution: Missouri University of Science and Technology (178411)

User ID: 29C0011

**Number of Full-time Instructional Staff
With Faculty Status
Tenured**

As of November 1, 2019

- Report Hispanic/Latino individuals of any race as Hispanic/Latino
- Report race for non-Hispanic/Latino individuals only
- Include both Primarily Instruction and Instruction Combined with Research and/or Public Service

Men

Race/ethnicity	Academic Rank					No academic rank	Total
	Professors	Associate professors	Assistant professors	Instructors	Lecturers		
<u>Nonresident alien</u>	3	4	0	0	0	0	7
<u>Hispanic/Latino</u>	1	3	0	0	0	0	4
<u>American Indian or Alaska Native</u>	1	0	0	0	0	0	1
<u>Asian</u>	27	16	0	0	0	0	43
<u>Black or African American</u>	3	3	0	0	0	0	6
<u>Native Hawaiian or Other Pacific Islander</u>	0	0	0	0	0	0	0
<u>White</u>	55	36	0	0	0	0	91
Two or more races	0	2	0	0	0	0	2
<u>Race and ethnicity unknown</u>	0	0	0	0	0	0	0
Total men	90	64	0	0	0	0	154

Women

Race/ethnicity	Academic Rank					No academic rank	Total
	Professors	Associate professors	Assistant professors	Instructors	Lecturers		
Nonresident alien	0	1	0	0	0	0	1
Hispanic/Latino	0	0	0	0	0	0	0
American Indian or Alaska Native	0	0	0	0	0	0	0
Asian	3	7	0	0	0	0	10
Black or African American	1	1	0	0	0	0	2

Native Hawaiian or Other Pacific Islander	<input type="text" value="0"/>	<input type="text" value="0"/>	<input type="text" value="0"/>	<input type="text" value="0"/>	<input type="text" value="0"/>	<input type="text" value="0"/>	0
White	<input type="text" value="17"/>	<input type="text" value="18"/>	<input type="text" value="0"/>	<input type="text" value="0"/>	<input type="text" value="0"/>	<input type="text" value="0"/>	35
Two or more races	<input type="text" value="0"/>	<input type="text" value="0"/>	<input type="text" value="0"/>	<input type="text" value="0"/>	<input type="text" value="0"/>	<input type="text" value="0"/>	0
Race and ethnicity unknown	<input type="text" value="0"/>	<input type="text" value="0"/>	<input type="text" value="0"/>	<input type="text" value="0"/>	<input type="text" value="0"/>	<input type="text" value="0"/>	0
Total women							

Native Hawaiian or Other Pacific Islander	<input type="text" value="0"/>	<input type="text" value="0"/>	<input type="text" value="0"/>	<input type="text" value="0"/>	<input type="text" value="0"/>	<input type="text" value="0"/>	0
White	<input type="text" value="0"/>	<input type="text" value="0"/>	<input type="text" value="11"/>	<input type="text" value="0"/>	<input type="text" value="0"/>	<input type="text" value="0"/>	11
Two or more races	<input type="text" value="0"/>	<input type="text" value="0"/>	<input type="text" value="0"/>	<input type="text" value="0"/>	<input type="text" value="0"/>	<input type="text" value="0"/>	0
Race and ethnicity unknown	<input type="text" value="0"/>	<input type="text" value="0"/>	<input type="text" value="2"/>	<input type="text" value="0"/>	<input type="text" value="0"/>	<input type="text" value="0"/>	2
Total women	0	0	22	0	0	0	22
Total (men+women)	0	2	75	0	0	0	77
Total from prior year							85

**Number of Full-time Instructional Staff
With Faculty Status
Not on Tenure Track - Multi-Year Contract**

As of November 1, 2019

- Report Hispanic/Latino individuals of any race as Hispanic/Latino
- Report race for non-Hispanic/Latino individuals only
- Include both Primarily Instruction and Instruction Combined with

Institution: Missouri University of Science and Technology (178411)

User ID: 29C0011

**Number of Full-time Instructional Staff
With Faculty Status
Not on Tenure Track - Annual Contract**

As of November 1, 2019

- Report Hispanic/Latino individuals of any race as Hispanic/Latino
- Report race for non-Hispanic/Latino individuals only
- Include both Primarily Instruction and Instruction Combined with Research and/or Public Service

Men

Race/ethnicity	Academic Rank					No academic rank	Total
	Professors	Associate professors	Assistant professors	Instructors	Lecturers		
<u>Nonresident alien</u>	0	1	1	0	1	4	7
<u>Hispanic/Latino</u>	0	1	1	0	0	0	2
<u>American Indian or Alaska Native</u>	0	0	0	0	0	0	0
<u>Asian</u>	0	2	1	0	0	0	3
<u>Black or African American</u>	0	0	0	0	0	0	0
<u>Native Hawaiian or Other Pacific Islander</u>	0	0	0	0	0	0	0
<u>White</u>	3	11	10	0	3	2	29
Two or more races	0	0	0	0	0	0	0
<u>Race and ethnicity unknown</u>	0	0	2	0	0	1	3
Total men	3	15	15	0	4	7	44

Women

Race/ethnicity	Academic Rank					No academic rank	Total
	Professors	Associate professors	Assistant professors	Instructors	Lecturers		
Nonresident alien	0	0	0	0	0	3	3
Hispanic/Latino	0	0	0	0	0	0	0
American Indian or Alaska Native	0	0	1	0	1	0	2
Asian	0	1	3	0	0	0	4

Institution: Missouri University of Science and Technology (178411)

User ID: 29C0011

**Number of Full-time Instructional Staff
With Faculty Status
Not on Tenure Track - Less-than-annual Contract**

As of November 1, 2019

- Report Hispanic/Latino individuals of any race as Hispanic/Latino
- Report race for non-Hispanic/Latino individuals only
- Include both Primarily Instruction and Instruction Combined with Research and/or Public Service

Men

Race/ethnicity	Academic Rank					No academic rank	Total
	Professors	Associate professors	Assistant professors	Instructors	Lecturers		
<u>Nonresident alien</u>	<input type="text" value="0"/>	<input type="text" value="0"/>	<input type="text" value="0"/>	<input type="text" value="0"/>	<input type="text" value="0"/>	<input type="text" value="0"/>	0
<u>Hispanic/Latino</u>	<input type="text" value="0"/>	<input type="text" value="0"/>	<input type="text" value="0"/>	<input type="text" value="0"/>	<input type="text" value="0"/>	<input type="text" value="0"/>	0
<u>American Indian or Alaska Native</u>	<input type="text" value="0"/>	<input type="text" value="0"/>	<input type="text" value="0"/>	<input type="text" value="0"/>	<input type="text" value="0"/>	<input type="text" value="0"/>	0
<u>Asian</u>	<input type="text" value="0"/>	<input type="text" value="0"/>	<input type="text" value="0"/>	<input type="text" value="0"/>	<input type="text" value="0"/>	<input type="text" value="0"/>	0
<u>Black or African American</u>	<input type="text" value="0"/>	<input type="text" value="0"/>	<input type="text" value="0"/>	<input type="text" value="0"/>	<input type="text" value="0"/>	<input type="text" value="0"/>	0
<u>Native Hawaiian or Other Pacific Islander</u>	<input type="text" value="0"/>	<input type="text" value="0"/>	<input type="text" value="0"/>	<input type="text" value="0"/>	<input type="text" value="0"/>	<input type="text" value="0"/>	0
<u>White</u>	<input type="text" value="0"/>	<input type="text" value="0"/>	<input type="text" value="0"/>	<input type="text" value="0"/>	<input type="text" value="0"/>	<input type="text" value="0"/>	0
Two or more races	<input type="text" value="0"/>	<input type="text" value="0"/>	<input type="text" value="0"/>	<input type="text" value="0"/>	<input type="text" value="0"/>	<input type="text" value="0"/>	0
<u>Race and ethnicity unknown</u>	<input type="text" value="0"/>	<input type="text" value="0"/>	<input type="text" value="0"/>	<input type="text" value="0"/>	<input type="text" value="0"/>	<input type="text" value="0"/>	0
Total men	0	0	0	0	0	0	0

Women

Race/ethnicity	Academic Rank					No academic rank	Total
	Professors	Associate professors	Assistant professors	Instructors	Lecturers		
Nonresident alien	<input type="text" value="0"/>	<input type="text" value="0"/>	<input type="text" value="0"/>	<input type="text" value="0"/>	<input type="text" value="0"/>	<input type="text" value="0"/>	0
Hispanic/Latino	<input type="text" value="0"/>	<input type="text" value="0"/>	<input type="text" value="0"/>	<input type="text" value="0"/>	<input type="text" value="0"/>	<input type="text" value="0"/>	0
American Indian or Alaska Native	<input type="text" value="0"/>	<input type="text" value="0"/>	<input type="text" value="0"/>	<input type="text" value="0"/>	<input type="text" value="0"/>	<input type="text" value="0"/>	0
Asian	<input type="text" value="0"/>	<input type="text" value="0"/>	<input type="text" value="0"/>	<input type="text" value="0"/>	<input type="text" value="0"/>	<input type="text" value="0"/>	0
Black or African American	<input type="text" value="0"/>	<input type="text" value="0"/>	<input type="text" value="0"/>	<input type="text" value="0"/>	<input type="text" value="0"/>	<input type="text" value="0"/>	0

**Number of Full-time Instructional Staff
With Faculty Status
Not on Tenure Track - Indefinite duration contract**

As of November 1, 2019

- Report Hispanic/Latino individuals of any race as Hispanic/Latino
- Report race for non-Hispanic/Latino individuals only
- Include both Primarily Instruction and Instruction Combined with Research and/or Public Service

Men

Gender and race/ethnicity	<u>Academic Rank</u>	No academic rank	Total

Total women	0
Total (men+women)	0
Total from prior year	

Institution: Missouri University of Science and Technology (178411)

User ID: 29C0011

Total number of Full-time Instructional Staff**As of November 1, 2019**

Race/ethnicity	Total men	Total women	Total (men+women)
Nonresident alien	32	7	39
Hispanic/Latino	7	0	7
American Indian or Alaska Native	1	2	3
Asian	60	20	80
Black or African American	8	3	11
Native Hawaiian or Other Pacific Islander	0	0	0
White	139	73	212
Two or more races	2	0	2
Race and ethnicity unknown	4	2	6
Total	253	107	360
Total from prior year			382

Two or more races	0	<input type="text" value="0"/>	<input type="text" value="0"/>
Race and ethnicity unknown	2	<input type="text" value="0"/>	<input type="text" value="0"/>
Total women	107	4	0
Total (men+women)	360	28	0
Total from prior year	382	19	

Institution: Missouri University of Science and Technology (178411)


User ID: 29C0011

**Number of Full-time Non-instructional Staff
by Occupational Category**

As of November 1, 2019

- Report Hispanic/Latino individuals of any race as Hispanic/Latino
- Report race for non-Hispanic/Latino individuals only

Men

Race/ethnicity	<u>Archivists, Curators, and Museum Technicians</u> 25-4010	<u>Librarians and Media Collections Specialists</u> 25-4020	<u>Library Technicians</u> 25-4030	 <u>Student and Academic Affairs and Other Education Services Occupations</u> 25-2000 + 25-3000 + 25-9000
Nonresident alien	<input type="text" value="0"/>	<input type="text" value="0"/>	<input type="text" value="0"/>	<input type="text" value="1"/>
Hispanic/Latino	<input type="text" value="0"/>	<input type="text" value="0"/>	<input type="text" value="0"/>	<input type="text" value="0"/>
<u>American Indian or Alaska Native</u>	<input type="text" value="0"/>	<input type="text" value="0"/>	<input type="text" value="0"/>	<input type="text" value="0"/>
Asian	<input type="text" value="0"/>	<input type="text" value="0"/>	<input type="text" value="0"/>	<input type="text" value="0"/>
<u>Black or African American</u>	<input type="text" value="0"/>	<input type="text" value="0"/>	<input type="text" value="0"/>	<input type="text" value="0"/>
<u>Native Hawaiian or Other Pacific Islander</u>	<input type="text" value="0"/>	<input type="text" value="0"/>	<input type="text" value="0"/>	<input type="text" value="0"/>
<u>White</u>	<input type="text" value="0"/>	<input type="text" value="2"/>	<input type="text" value="0"/>	<input type="text" value="2"/>
Two or more races	<input type="text" value="0"/>	<input type="text" value="0"/>	<input type="text" value="0"/>	<input type="text" value="0"/>
<u>Race and ethnicity unknown</u>	<input type="text" value="0"/>	<input type="text" value="0"/>	<input type="text" value="0"/>	<input type="text" value="1"/>
Total men	0	2	0	4

Women

Race/ethnicity	<u>Archivists, Curators, and Museum Technicians</u> 25-4010	<u>Librarians and Media Collections Specialists</u> 25-4020	<u>Library Technicians</u> 25-4030	<u>Student and Academic Affairs and Other Education Services Occupations</u> 25-2000 + 25-3000 + 25-9000
Nonresident alien	<input type="text" value="0"/>	<input type="text" value="0"/>	<input type="text" value="0"/>	<input type="text" value="0"/>
Hispanic/Latino	<input type="text" value="0"/>	<input type="text" value="0"/>	<input type="text" value="0"/>	<input type="text" value="0"/>
American Indian or Alaska Native	<input type="text" value="0"/>	<input type="text" value="0"/>	<input type="text" value="0"/>	<input type="text" value="0"/>
Asian	<input type="text" value="0"/>	<input type="text" value="0"/>	<input type="text" value="0"/>	<input type="text" value="0"/>
Black or African American	<input type="text" value="0"/>	<input type="text" value="0"/>	<input type="text" value="0"/>	<input type="text" value="0"/>

Native Hawaiian or Other Pacific Islander	<input type="text" value="0"/>	<input type="text" value="0"/>	<input type="text" value="0"/>	<input type="text" value="0"/>
White	<input type="text" value="0"/>	<input type="text" value="3"/>	<input type="text" value="0"/>	<input type="text" value="12"/>
Two or more races	<input type="text" value="0"/>	<input type="text" value="0"/>	<input type="text" value="0"/>	<input type="text" value="0"/>
Race and ethnicity unknown	<input type="text" value="0"/>			

Institution: Missouri University of Science and Technology (178411)



User ID: 29C0011

Number of Full-time Non-instructional Staff

As of November 1, 2019


Occupational category	With <u>Faculty Status</u>						Without Faculty Status	Total
	<u>Tenured</u>	<u>On Tenure Track</u>	<u>Not on Tenure Track</u>					
			<u>Multi-year</u>	<u>Annual contract</u>	<u>Less-than-annual contract</u>	<u>Indefinite duration (continuing or at-will)</u>		
<u>Research staff</u>	2	1	0	24	1	0	0	28
<u>Public Service staff</u>	0	0	0	0	0	0	0	0
<u>Archivists, Curators, and Museum Technicians</u> 25-4010	0	0	0	0	0	0	0	0
<u>Librarians and Media Collections Specialists</u> 25-4020	0	0	0	0	0	0	5	5
<u>Library Technicians</u> 25-4030	0	0	0	0	0	0	0	0
<u>Student and Academic Affairs and Other Education Services Occupations</u> 25-2000 + 25-3000 + 25-9000	0	0	0	0	0	0	17	17
<u>Management Occupations</u> 11-0000	6	0	0	0	0	0	89	95
<u>Business and Financial Operations Occupations</u> 13-0000	0	0	0	0	0	0	82	82
<u>Computer, Engineering, and Science Occupations</u> 15-0000 + 17-0000 + 19-0000	0	0	0	0	0	0	114	114
<u>Community, Social Service, Legal, Arts, Design, Entertainment, Sports, and Media Occupations</u>	0	0	0	0	0	0	127	127

21-0000 + 23-0000 + 27-0000								
<u>Healthcare Practitioners and Technical Occupations 29-0000</u>	0	0	0	0	0	0	12	12
Total	8	1	0	24	1	0	446	480
Total from prior year	6	1		16	1		476	500

Total (men+women)	83	11	0
Total from prior year	102	17	

American Indian or Alaska Native	<input type="text" value="0"/>	<input type="text" value="0"/>	<input type="text" value="0"/>	<input type="text" value="0"/>	
Asian	<input type="text" value="0"/>	<input type="text" value="0"/>	<input type="text" value="0"/>	<input type="text" value="0"/>	0
Black or African American	<input type="text" value="0"/>	<input type="text" value="0"/>	<input type="text" value="0"/>	<input type="text" value="0"/>	0
Native Hawaiian or Other Pacific Islander	<input type="text" value="0"/>	<input type="text" value="0"/>	<input type="text" value="0"/>	<input type="text" value="0"/>	0
White	<input type="text" value="0"/>	<input type="text" value="0"/>	<input type="text" value="0"/>	<input type="text" value="2"/>	2
Two or more races	<input type="text" value="0"/>	<input type="text" value="0"/>	<input type="text" value="0"/>	<input type="text" value="0"/>	0
Race and ethnicity unknown	<input type="text" value="0"/>	<input type="text" value="0"/>			

American Indian or Alaska Native	<input type="text" value="0"/>	<input type="text" value="0"/>	<input type="text" value="0"/>	<input type="text" value="0"/>	<input type="text" value="0"/>
Asian	<input type="text" value="0"/>	<input type="text" value="1"/>	<input type="text" value="1"/>	<input type="text" value="0"/>	<input type="text" value="0"/>
Black or African American	<input type="text" value="0"/>	<input type="text" value="0"/>	<input type="text" value="0"/>	<input type="text" value="0"/>	<input type="text" value="0"/>
Native Hawaiian or Other Pacific Islander	<input type="text" value="0"/>	<input type="text" value="0"/>	<input type="text" value="0"/>	<input type="text" value="0"/>	<input type="text" value="0"/>
White	<input type="text" value="0"/>	<input type="text" value="1"/>	<input type="text" value="1"/>	<input type="text" value="2"/>	<input type="text" value="0"/>
Two or more races	<input type="text" value="0"/>	<input type="text" value="0"/>	<input type="text" value="0"/>	<input type="text" value="1"/>	<input type="text" value="0"/>
Race and ethnicity unknown	<input type="text" value="0"/>	<input type="text" value="0"/>	<input type="text" value="0"/>	<input type="text" value="0"/>	<input type="text" value="0"/>
Total women	0	2	2	3	0
Total (men+women)	1	3	5	4	 0
Total from prior year		3	4	7	1

<u>Community, Social Service, Legal, Arts, Design, Entertainment, Sports, and Media Occupations</u> 21-0000 + 23-0000 + 27-0000	<input type="text" value="0"/>	<input type="text" value="0"/>	<input type="text" value="0"/>	<input type="text" value="0"/>	<input type="text" value="0"/>	<input type="text" value="0"/>	<input type="text" value="4"/>	4
<u>Healthcare Practitioners and Technical Occupations</u> 29-0000	<input type="text" value="0"/>	<input type="text" value="0"/>	<input type="text" value="0"/>	<input type="text" value="0"/>	<input type="text" value="0"/>	<input type="text" value="0"/>	<input type="text" value="0"/>	0
Total	7	0	0	5	82	0	18	112
Total from prior year	0	0		14	105		19	138

Service Occupations 31-0000 + 33-0000 + 35-0000 + 37-0000 + 39-0000		18	
Sales and Related Occupations 41-0000		0	41-0000
	+)-8(-06(sp)-45(r		

Institution: Missouri University of Science and Technology (178411)

User ID: 29C0011

Number of Newly Hired Full-time Permanent Instructional Staff
(Hired full-time between November 1, 2018 - October 31, 2019)

- Report Hispanic/Latino individuals of any race as Hispanic/Latino
- Report race for non-Hispanic/Latino individuals only
- Include Primarily Instruction and Instruction Combined with Research and Public Service

Men

Race/ethnicity	With <u>Faculty Status</u>						Without Faculty Status	Total
	<u>Not on Tenure Track</u>							
	<u>Tenured</u>	<u>On Tenure Track</u>	<u>Multi-year</u>	<u>Annual contract</u>	<u>Less-than-annual contract</u>	<u>Indefinite duration (continuing or at-will)</u>		
Nonresident alien	1	5	0	5	0	0	0	11
Hispanic/Latino	0	0	0	0	0	0	0	0
<u>American Indian or Alaska Native</u>	0	0	0	0	0	0	0	0
<u>Asian</u>	0	1	0	1	0	0	0	2
<u>Black or African American</u>	0	0	0	0	0	0	0	0
<u>Native Hawaiian or Other Pacific Islander</u>	0	0	0	0	0	0	0	0
<u>White</u>	1	1	0	3	0	0	0	5
Two or more races	0	0	0	0	0	0	0	0
<u>Race and ethnicity unknown</u>	0	0	0	1	0	0	0	1
Total men	2	7	0	10	0	0	0	19

Women

Race/ethnicity	With <u>Faculty Status</u>						Without Faculty Status	Total
	<u>Not on Tenure Track</u>							
	<u>Tenured</u>	<u>On Tenure Track</u>	<u>Multi-year</u>	<u>Annual contract</u>	<u>Less-than-annual contract</u>	<u>Indefinite duration (continuing or at-will)</u>		
Nonresident alien	0	1	0	2	0	0	0	3

Hispanic/Latino	<input type="text" value="0"/>	<input type="text" value="0"/>	<input type="text" value="0"/>	<input type="text" value="0"/>	<input type="text" value="0"/>	<input type="text" value="0"/>	<input type="text" value="0"/>	0
American Indian or Alaska Native	<input type="text" value="0"/>	<input type="text" value="0"/>	<input type="text" value="0"/>	<input type="text" value="0"/>	<input type="text" value="0"/>	<input type="text" value="0"/>	<input type="text" value="0"/>	0
Asian	<input type="text" value="0"/>	<input type="text" value="1"/>	<input type="text" value="0"/>	<input type="text" value="1"/>	<input type="text" value="0"/>	<input type="text" value="0"/>	<input type="text" value="0"/>	2
Black or African American	<input type="text" value="0"/>	<input type="text" value="0"/>	<input type="text" value="0"/>	<input type="text" value="0"/>	<input type="text" value="0"/>	<input type="text" value="0"/>	<input type="text" value="0"/>	0
Native Hawaiian or Other Pacific Islander	<input type="text" value="0"/>	<input type="text" value="0"/>	<input type="text" value="0"/>	<input type="text" value="0"/>	<input type="text" value="0"/>	<input type="text" value="0"/>	<input type="text" value="0"/>	0
White	<input type="text" value="1"/>	<input type="text" value="1"/>	<input type="text" value="0"/>	<input type="text" value="1"/>	<input type="text" value="0"/>	<input type="text" value="0"/>	<input type="text" value="0"/>	3
Two or more races	<input type="text" value="0"/>	<input type="text" value="0"/>	<input type="text" value="0"/>	<input type="text" value="0"/>	<input type="text" value="0"/>	<input type="text" value="0"/>	<input type="text" value="0"/>	0
Race and ethnicity unknown	<input type="text" value="0"/>	<input type="text" value="0"/>	<input type="text" value="0"/>	<input type="text" value="0"/>	<input type="text" value="0"/>	<input type="text" value="0"/>	<input type="text" value="0"/>	0
Total women	1	3	0	4	0	0	0	8
Total (men+women)	3	10	0	14	0	0	0	27

Institution: Missouri University of Science and Technology (178411)

User ID: 29C0011

Number of Newly Hired Full-time Staff
(Hired full-time between November 1, 2018 - October 31, 2019)

- Report Hispanic/Latino individuals of any race as Hispanic/Latino
- Report race for non-Hispanic/Latino individuals only

Men

Race/ethnicity	<u>Instructional Staff</u> (from Part H, screen 1)	<u>Research staff</u>	<u>Public Service staff</u>	<u>Library and Student and Academic Affairs and Other Education Services Occupations</u> 25-4000 + 25-2000 + 25-3000 + 25-9000
<u>Nonresident alien</u>	11	<input type="text" value="8"/>	<input type="text" value="0"/>	<input type="text" value="0"/>
<u>Hispanic/Latino</u>	0	<input type="text" value="0"/>	<input type="text" value="0"/>	<input type="text" value="0"/>
<u>American Indian or Alaska Native</u>	0	<input type="text" value="0"/>	<input type="text" value="0"/>	<input type="text" value="0"/>
<u>Asian</u>	2	<input type="text" value="0"/>	<input type="text" value="0"/>	<input type="text" value="0"/>
<u>Black or African American</u>	0	<input type="text" value="0"/>	<input type="text" value="0"/>	<input type="text" value="0"/>
<u>Native Hawaiian or Other Pacific Islander</u>	0	<input type="text" value="0"/>	<input type="text" value="0"/>	<input type="text" value="0"/>
<u>White</u>	5	<input type="text" value="1"/>	<input type="text" value="0"/>	<input type="text" value="0"/>
Two or more races	0	<input type="text" value="0"/>	<input type="text" value="0"/>	<input type="text" value="0"/>
<u>Race and ethnicity unknown</u>	1	<input type="text" value="2"/>	<input type="text" value="0"/>	<input type="text" value="1"/>
Total men	19	11	0	1

Women

Race/ethnicity	<u>Instructional Staff</u> (from Part H, screen 1)	<u>Research staff</u>	<u>Public Service staff</u>	<u>Library and Student and Academic Affairs and Other Education Services Occupations</u> 25-4000 + 25-2000 + 25-3000 + 25-9000
<u>Nonresident alien</u>	3	<input type="text" value="2"/>	<input type="text" value="0"/>	<input type="text" value="0"/>
<u>Hispanic/Latino</u>	0	<input type="text" value="0"/>	<input type="text" value="0"/>	<input type="text" value="0"/>
<u>American Indian or Alaska Native</u>	0	<input type="text" value="0"/>	<input type="text" value="0"/>	<input type="text" value="0"/>
<u>Asian</u>	2	<input type="text" value="0"/>	<input type="text" value="0"/>	<input type="text" value="0"/>
<u>Black or African American</u>	0	<input type="text" value="0"/>	<input type="text" value="0"/>	<input type="text" value="0"/>

American Indian or Alaska Native	<input type="text" value="1"/>	<input type="text" value="0"/>	<input type="text" value="0"/>	<input type="text" value="0"/>	<input type="text" value="0"/>
Asian	<input type="text" value="1"/>	<input type="text" value="0"/>	<input type="text" value="0"/>	<input type="text" value="1"/>	<input type="text" value="0"/>
Black or African American	<input type="text" value="0"/>	<input type="text" value="0"/>	<input type="text" value="0"/>	<input type="text" value="0"/>	<input type="text" value="0"/>
Native Hawaiian or Other Pacific Islander	<input type="text" value="0"/>	<input type="text" value="0"/>	<input type="text" value="0"/>	<input type="text" value="0"/>	<input type="text" value="0"/>
White	<input type="text" value="0"/>	<input type="text" value="5"/>	<input type="text" value="0"/>	<input type="text" value="7"/>	<input type="text" value="0"/>
Two or more races	<input type="text" value="0"/>	<input type="text" value="0"/>	<input type="text" value="0"/>	<input type="text" value="0"/>	<input type="text" value="0"/>
Race and ethnicity unknown	<input type="text" value="0"/>	<input type="text" value="1"/>	<input type="text" value="0"/>	<input type="text" value="1"/>	<input type="text" value="0"/>
Total women	2	6	0	11	0
Total					

Institution: Missouri University of Science and Technology (178411)

User ID: 29C0011

Were any staff members difficult to categorize? If so, please explain in the box below.

<div style="border: 1px solid black; height: 100px;"></div>

Human Resources

--	--	--	--	--

--	--	--	--	--

--	--	--	--	--

--

--	--	--	--	--

--	--	--	--	--

--

--	--	--	--	--

--	--	--	--	--

--

--	--	--	--	--

--	--	--	--	--

--

--	--	--	--	--

--	--	--	--	--

--	--	--	--	--

--	--	--	--	--

--	--	--	--	--

--	--	--	--	--

--	--	--	--	--

Reason: There are no part-time Health occupations staff this year.

Upload File	This number is outside the expected range of between 45 and 91 based on the prior year value. Please correct your data or explain. (Error #1387)	Explanation	Yes	
Reason:	There are 45 staff members who were considered part-time Service last year and are now classified full-time Service this year.			
Upload File	This number is outside the expected range of between 1 and 30 based on the prior year value. Please correct your data or explain. (Error #1387)	Explanation	Yes	
Reason:	There are no part-time Maintenance occupations staff this year.			