

Student Financial Aid 2019-20

2018-19 Data

Institution: University of Missouri-Columbia (178396)

User ID: 29C0011

Overview

IPEDS Student Financial Aid Component Overview
Public Academic Reporters

Welcome to the Student Financial Aid (SFA) component. The purpose of the SFA component is to collect information about financial aid provided to various groups of undergraduate students and military/veteran educational benefits for all students at your institution.

Changes to reporting for 2019-20

- There is a new instruction to exclude students participating in Experimental Pell (See <https://experimentalsites.ed.gov/exp/approved.html>)

Data Reporting Reminders

Undergraduate Student Groups

You will be asked to report information for different groups of students.

- Group 1: All undergraduate students
- Group 2: Of Group 1, full-time, first-time degree/certificate-seeking students (FTFT)
- Group 3: Of Group 2, FTFT students who paid the in-state/in-district tuition rate and were awarded any grant/scholarship aid from the federal government, state/local government, or the institution
- Group 4: Of Group 2, FTFT students who paid the in-state/in-district tuition rate and were awarded any Title IV federal student aid

COA Revisions

Revisions to Cost of Attendance (COA) used to calculate the net price of attendance can be made in this component.

Consult the instructions and screens to make sure you are reporting the correct aid amounts for the correct groups of students.

College Affordability and Transparency Lists

Net price amounts calculated in SFA will be used to populate the U.S. Department of Education's College Affordability and Transparency lists.

Interactive Edits and Error Messages

SFA contains interactive edits that will check for blank fields, invalid values, or values that fall outside expected ranges. Some error messages will require you to confirm or explain the values that you entered. Some error messages are fatal and will require you to contact the IPEDS Help Desk at (877) 225-2568 for resolution.

Context Boxes

You will find optional text boxes throughout SFA. Context boxes allow you to provide more information about the data you enter. Some of these context boxes may be made available to the public on College Navigator, so make sure that the information you

TT8 37.846 -1.1467

Institution: University of Missouri-Columbia (178396)


User ID: 29C0011

Section 1: Part A

Part A - Establish Your Groups

Part A establishes the number of students in various groups. Note that the numbers on this screen will be carried forward to other parts of the Student Financial Aid component.

In the fields below, report the number of students in each of the following groups.

		 Fall 2018	YOUR PRIOR YEAR DATA
			Fall 2017
01	Group 1 All <u>undergraduate</u> students	<input type="text" value="22,484"/>	23,799
02	Group 2 Of those in Group 1, those who are <u>full-time</u> , <u>first-time</u> degree/certificate-seeking	<input type="text" value="4,615"/>	4,096
02a	Of those in Group 2, those who were awarded any <u>Federal Work Study</u> , <u>loans to students</u> , or grant or scholarship aid from the federal government, state/local government, the institution, or other sources known to the institution	<input type="text" value="4,087"/>	3,470
02b	Of those in Group 2, those who were awarded any <u>loans to students</u> or grant or scholarship aid from the federal government, state/local government, or the institution	<input type="text" value="3,996"/>	3,399
03	Group 3 Of those in Group 2, those paid the in-state or in-district tuition rate and who were awarded grant or scholarship aid from the federal government, state/local government, or the institution	<input type="text" value="2,475"/>	2,035
04	Group 4 Of those in Group 2, those paid the in-state or in-district tuition rate and who were awarded any <u>Title IV federal student aid</u>	<input type="text" value="1,711"/>	1,427

Section 1: Part B

Part B - Enter Information About Group 1

Group 1 students are ALL undergraduate students (including first-time students) enrolled in Fall 2018.

For this part, report:

For These Students	The Following Type(s) of Aid	Awarded in This Period
<ul style="list-style-type: none"> All undergraduate students enrolled in Fall 2018 	<ul style="list-style-type: none"> Grant or scholarship aid from: <ul style="list-style-type: none"> federal government state/local government the institution other sources known to the institution Loans to students from: <ul style="list-style-type: none"> the federal government 	<ul style="list-style-type: none"> Any time during academic year

students and parents. For example, institutions may report here other sources of private aid not included in the categories listed.

Non-applicable

--

Section 1: Part D

Part D - Enter Information about Group 3


Group 3 students are all full-time, first-time degree/certificate-seeking undergraduate students enrolled in Fall 2018 paid the in-state or in-district tuition rate and who were awarded grant or scholarship aid from the following sources: the federal government, state/local government, or the institution. The information you report in this part will be used in Part F to calculate average institutional net price.


For this part, report:

For These Students	The Following Type(s) of Aid	Awarded in This Period
<ul style="list-style-type: none"> • Full-time, first-time degree/certificate-seeking undergraduate students enrolled in Fall 2018 paid the in-state or in-district tuition rate and who were awarded grant or scholarship aid from the following sources: the federal government, state/local government, or the institution • Do not include students who were awarded only grant or scholarship aid from private or other sources, or students who were awarded only non-grant aid 	<ul style="list-style-type: none"> • Grant or scholarship aid from: federal government state/local government the institution • Do not include grant or scholarship aid from private or other sources 	<ul style="list-style-type: none"> • Any time during academic year 2018-19

In the fields below, report the number of Group 3 students with each type of living arrangement and the total amount of grant or scholarship aid from the federal government, state/local government, or the institution awarded to these students.

Information from Part A:


					

Section 1: Part E

--	--	--	--	--

	04f	Total all income levels	1,711	1,474	 17,684,141	10,336
--	-----	-------------------------	-------	-------	--	--------

 The notes below provide context for the data you've reported above and may be posted on the College

Institution: University of Missouri-Columbia (178396)

User ID: 29C0011


Section 1: Part F

Part F – Net Price Calculation for Group 3

The following net price calculation is based on information that your institution reported in the Institutional Characteristics component and the Student Financial Aid component. For more information about the data your institution reported in the Institutional Characteristics component, please contact your institution's IPEDS Keyholder.

		YOUR PRIOR YEAR DATA	YOUR PRIOR YEAR DATA	2018-19
		2016-17	2017-18	
Components of cost of attendance				
01	Published <u>tuition</u> and <u>required fees</u> (lower of in-district or in-state)	9,518	9,787	9,972
02	<u>Books and supplies</u>	1,344	1,372	1,232
03	<u>Room and board and other expenses by living arrangement</u>			
	03a <u>On-campus</u>	15,054	15,452	15,562
	03b <u>Off-campus (with family)</u>	4,756	4,776	4,776
	03c <u>Off-campus (not with family)</u>	15,054	15,452	15,562
04	Number of Group 3 students by living arrangement			
	04a <u>On-campus</u>	1,840	1,728	2,104
	04b <u>Off-campus (with family)</u>	71	71	95
	04c <u>Off-campus (not with family)</u>	78	65	66
	04d Unknown	244	171	210
05	Weighted average for room and board and other expenses by living arrangement (excluding unknown values) See instructions for the formula for this calculation	14,686	15,045	15,110
06	Total cost of attendance This value is calculated using the following formula: [F01+F02+F05]	25,548	26,204	26,314
07	Average amount of grant or scholarship aid awarded to Group 3 students from the following sources: the federal government, state/local government, and the institution	7,786	8,371	10,464
08	Average institutional <u>net price</u> for Group 3 students This value is calculated using the following formula: [F06-F07]	17,762	17,833	15,850


As required by the *Higher Education Act, as amended (2008)*, these amounts will be posted on the U.S. Department of Education's College Navigator website and used in the U.S. Department of Education's College Affordability and Transparency Lists.

 The notes below provide context for the data you've reported above and may be posted on the College Navigator website. Choose one option that best explains your data or choose "Non-applicable" if you do not wish to provide context notes. If none of the options provided explains your institution's data, then choose "Other" and write your own context notes. Notes should be written to be understood by students and parents. For example, institutions may report here other sources of private aid not included in the categories listed.

Non-applicable



As required by the *Higher Education Act, as amended (2008)*, these amounts will be posted on the U.S. Department of Education's College Navigator website.

 The notes below provide context for the data you've reported above and may be posted on the College Navigator website. Choose one option that best explains your data or choose "Non-applicable" if you do not wish to provide context notes. If none of the options provided explain your institution's data, then choose "Other" and write your own context notes. Notes should be written to be understood by students and parents. For example, institutions may report here other sources of private aid not included in the categories listed.

Non-applicable

Institution: University of Missouri-Columbia (178396)

User ID: 29C0011

Prepared by

Institution: University of Missouri-Columbia (178396)

User ID: 29C0011

Summary

IPEDS Student Financial Aid (SFA) Survey Summary

IPEDS collects important information regarding your institution. All data reported in IPEDS survey components become available in the IPEDS Data Center and appear as aggregated data in various Department of Education reports. Additionally, some of the reported data appears specifically for your institution through the College Navigator website and is included in your institution's Data Feedback Report (DFR). The purpose of this summary is to provide you an opportunity to view some of the data that, when accepted through the IPEDS quality control process, will appear on the College Navigator website and/or your DFR. College Navigator is updated approximately three months after the data collection period closes and Data Feedback Reports will be available through the Data Center and sent to your institution's CEO in November 2019.

Please review your data for accuracy. If you have questions about the data displayed below after reviewing the data reported on the survey screens, please contact the IPEDS Help Desk at: 1-877-225-2568 or ipedshelp@rti.org.

Total grant aid awarded to all undergraduate students		\$147,807,314
Number of undergraduate students who were awarded a Pell Grant		4,650
Percentage of FTFT students who were awarded any financial aid		89%
	Percentage of FTFT students who were awarded grant aid by type	Average amount of grant aid awarded by type
Total	79%	\$11,457
Federal Government	27%	\$5,036
Pell	26%	\$4,524
Other Federal	11%	\$1,844
State/Local Government	36%	\$2,427
Institutional	77%	\$8,802
	Percentage of FTFT students who were awarded and accepted loans by type	Average amount of loans awarded and accepted by type
Total	44%	\$7,738
Federal	42%	\$5,410
Non-federal	8%	\$14,515
Average net price for FTFT students who were awarded grant aid		\$15,850
Average net price for FTFT students who were awarded Title IV federal student aid		
\$0 – 30,000		\$10,940
\$30,001 – 48,000		\$11,595
\$48,001 – 75,000		\$13,145

\$75,001 – 110,000	\$19,595
\$110,001 and more	\$22,868

Institution: University of Missouri-Columbia (178396)

User ID: 29C0011

[Edit Report](#)

Student Financial Aid

--	--	--