

2018-19 Data

Institution: University of Missouri-Kansas City (178402)

User ID: 29C0011


Overview

**IPEDS Student Financial Aid Component Overview
Public Academic Reporters**

Welcome to the Student Financial Aid (SFA) component. The purpose of the SFA component is to collect information about financial aid provided to various groups of undergraduate students and military/veteran educational benefits for all students at your institution.

Changes to reporting for 2019-20

- Group 2:
- Group 3:
- Group 4:



COA Revisions

Revisions to Cost of Attendance (COA) used to calculate the net price of attendance can be made in this component.

Consult the instructions and screens to make sure you are reporting the correct aid amounts for the correct groups of students.

College Affordability and Transparency Lists

Net price amounts calculated in SFA will be used to populate the U.S. Department of Education's College Affordability and Transparency lists.

Interactive Edits and Error Messages

SFA contains interactive edits that will check for blank fields, invalid values, or values that fall outside expected ranges. Some error messages will require you to confirm or explain the values that you entered. Some error messages are fatal and will require you to contact the IPEDS Help Desk at (877) 225-2568 for resolution.

Context Boxes

You will find optional text boxes throughout SFA. Context boxes allow you to provide more information about the data you enter. Some of these context boxes may be made available to the public on College Navigator, so make sure that the information yo

TT8 37.846 -1.146739

Institution: University of Missouri-Kansas City (178402)


User ID: 29C0011

Section 1: Part A

Part A - Establish Your Groups

Part A establishes the number of students in various groups. Note that the numbers on this screen will be carried forward to other parts of the Student Financial Aid component.

In the fields below, report the number of students in each of the following groups.

		 Fall 2018	YOUR PRIOR YEAR DATA Fall 2017
01	Group 1 All <u>undergraduate</u> students	<input type="text" value="11,319"/>	11,372
02	Group 2 Of those in Group 1, those who are <u>full-time</u> , <u>first-time</u> degree/certificate-seeking	<input type="text" value="1,175"/>	1,218
02a	Of those in Group 2, those who were awarded any <u>Federal Work Study</u> , <u>loans to students</u> , or grant or scholarship aid from the federal government, state/local government, the institution, or other sources known to the institution	<input type="text" value="1,083"/>	1,140
02b	Of those in Group 2, those who were awarded any <u>loans to students</u> or grant or scholarship aid from the federal government, state/local government, or the institution	<input type="text" value="1,062"/>	1,106
03	Group 3 Of those in Group 2, those paid the in-state or in-district tuition rate and who were awarded grant or scholarship aid from the federal government, state/local government, or the institution	<input type="text" value="893"/>	922
04	Group 4 Of those in Group 2, those paid the in-state or in-district tuition rate and who were awarded any <u>Title IV federal student aid</u>	<input type="text" value="688"/>	706

Institution: University of Missouri-Kansas City (178402)

User ID: 29C0011

Section 1: Part B

Part B - Enter Information About Group 1

Group 1 students are **ALL undergraduate** students (including first-time students) enrolled in Fall 2018.

For this part, report:

For These Students	The Following Type(s) of Aid	Awarded in This Period
---------------------------	-------------------------------------	-------------------------------

All undergraduate

In the fields below, report the number of Group 1 students and the total amount of aid awarded to these students for each type of aid.

Information from Part A:

Fall 2018

Group 1


All undergraduate students

11,319

(This number is carried forward from Part A, Line 01.)

2018-19

Aid Type		Number of Group 1 students who were awarded aid	Percentage of Group 1 students who were awarded aid	Total amount of aid awarded to Group 1 students	Average amount of aid awarded to Group 1 students
01	Grant or scholarship aid from the federal government, state/local government, the institution, and other sources known to the institution (Do NOT include federal student loans)	5,409	48	40,894,507	7,560
	02 Pell Grants	2,856	25	13,044,972	4,568
03	Federal student loans	3,731	33	35,041,654	9,392

 The notes below provide context for the data you've reported above and may be posted on the College Navigator website. Choose one option that best explains your data or choose "Non-applicable" if you do not wish to provide context notes. If none of the options provided explain your institution's data, then choose "Other" and write your own context notes. Notes should be written so that they can be understood by

students and parents. For example, institutions may report here other sources of private aid not included in the categories listed.

Non-applicable

--

Institution: University of Missouri-Kansas City (178402)

User ID: 29C0011

Section 1: Part C, Page 1

Part C, Page 1 - Enter Information about Group 2

Group 2 students are all full-time, first-time degree/certificate-seeking undergraduate students enrolled in Fall 2018.

In the fields below, report the number of Group 2 students paying in-district, in-state, and out-of-state tuition rates. If your institution does not offer different rates, report all students as paying in-state tuition rates.

Information from Part A:			Fall 2018		
Group 2 (This number is carried forward from Part A, Line 02)			1,175		
Full-time, first-time degree/certificate-seeking undergraduates					
Group 2 students:			YOUR PRIOR YEAR DATA		
			Fall 2018		
			Number of Group 2 students	Percentage of Group 2 students	
			Fall 2017	Percentage of Group 2 students	
01	01a	<u>paying in-district tuition rates</u>	<input type="text" value="0"/>	0	0
	01b	<u>paying in-state tuition rates</u>	<input type="text" value="984"/>	84	85
	01c	<u>paying out-of-state tuition rates</u>	<input type="text" value="191"/>	16	15
	01d	Unknown (calculated value) This value is calculated using the following formula: [A02-(C01a+C01b+C01c)]	0	0	0

Institution: University of Missouri-Kansas City (178402)

User ID: 29C0011

Section 1: Part C, Page 2

Part C, Page 2 - Enter Information about Group 2

Part C includes financial aid information about Group 2. Group 2 students are all full-time, first-time degree/certificate-seeking undergraduate students enrolled in Fall 2018.

For this part, report:

For These Students	The Following Type(s) of Aid	Awarded in This Period
	not	

In the fields below, report the number of Group 2 students and the total amount of aid awarded to these students for each type of aid. Enter unduplicated student counts within a category (e.g., Pell Grants). However, a student can appear in more than one aid category.

Information from Part A:	Fall 2018	
Group 2 (This number is carried forward from Part A, Line 02) Full-time, first-time degree/certificate-seeking undergraduates	1,175	
Group 2a (This number is carried forward from Part A, Line 02a) Of those in Group 2, those who were awarded: -Federal Work Study -loans to students -grant or scholarship aid from the federal government, state/local government, or the institution -other sources known to the institution	1,083	
Group 2b (This number is carried forward from Part A, Line 02b) Of those in Group 2, those who were awarded: -loans to students -grant or scholarship aid from the federal government, state/local government, or the institution	1,062	
Group 3 (This number is carried forward from Part A, Line 03) Of those in Group 2, those who paid the in-state or in-district tuition rate and were awarded: -grant or scholarship aid from the federal government, state/local government, or the institution	893	
Aid Type		YOUR PRIOR YEAR DATA
	Fall 2018	Fall 2017

Section 1: Cost of Attendance

--	--	--	--

Section 1: Part D

Part D - Enter Information about Group 3

Group 3 students are all full-time, first-time degree/certificate-seeking undergraduate students enrolled in Fall 2018 paid the in-state or in-district tuition rate and who were awarded grant or scholarship aid from the following sources: the federal government, state/local government, or the institution. The information you report in this part will be used in Part F to calculate average institutional net price.

For this part, report:

For These Students	The Following Type(s) of Aid	Awarded in This Period
---------------------------	-------------------------------------	-------------------------------


not	not	
-----	-----	--

In the fields below, report the number of Group 3 students with each type of living arrangement and the total amount of grant or scholarship aid from the federal government, state/local government, or the institution awarded to these students.

Information from Part A:	YOUR PRIOR YEAR DATA 2016-2017	YOUR PRIOR YEAR DATA 2017-2018	2018-2019
Group 3 Full-time, first-time degree/certificate-seeking undergraduate students paid the in-state or in-district tuition rate and who were awarded grant or scholarship aid from the following sources: the federal government, state/local government, or the institution (This number is carried forward from Part A, Line 03)	898	922	893


01	Report the number of Group 3 students with the following living arrangements:		YOUR PRIOR YEAR DATA 2016-17	YOUR PRIOR YEAR DATA 2017-18	2018-19
	01a	<u>On-campus</u>	543	558	517

		using the following formula: [A03-(D01a+D01b+D01c)]		
02	Report the total amount of grant or scholarship aid from the federal government, state/local government, or the institution awarded to Group 3 students		5,534,520	5,874,398
03	Average grant or scholarship aid from the federal government, state/local government, or the institution awarded to Group 3 students (calculated value). This value is calculated using the following formula: [D02/A03]		6,163	6,371

 **The notes below provide context for the data you've reported above and may be posted on the College Navigator website. Choose one option that best explains your data or choose "Non-applicable" if you do not wish to provide context notes. If none of the options provided explain your institution's data, then choose "Other" and write your own context notes. Notes should be written to be understood by students and parents. For example, institutions may report here other sources of private aid not included in the categories listed.**

Non-applicable

	04f	Total all income levels	688	510	4,462,694	6,486
--	-----	--------------------------------	-----	-----	-----------	-------

 **The notes below provide context for the data you've reported above and may be posted on the College Navigator website. Choose one option that best explains your data or choose "Non-applicable" if you do not wish to provide context notes. If none of the options provided explain your institution's data, then choose "Other" and write your own context notes. Notes should be written to be understood by students and parents. For example, institutions may report here other sources of private aid not included in the categories listed.**


Non-applicable

Section 1: Part F

--	--

--

As required by the *Higher Education Act, as amended (2008)*, these amounts will be posted on the U.S. Department of Education's College Navigator website.

 **The notes below provide context for the data you've reported above and may be posted on the College Navigator website. Choose one option that best explains your data or choose "Non-applicable" if you do not wish to provide context notes. If none of the options provided explain your institution's data, then choose "Other" and write your own context notes. Notes should be written to be understood by students and parents. For example, institutions may report here other sources of private aid not included in the categories listed.**

Non-applicable

Section 2: Military Servicemembers and Veteran's Benefits - Undergraduate and Graduate

Institution: University of Missouri-Kansas City (178402)

User ID: 29C0011

Prepared by

--

--

Summary

IPEDS Student Financial Aid (SFA) Survey Summary



Student Financial Aid

University of Missouri-Kansas City (178402)

--	--	--	--	--

Screen: Part C, Page 2 - Enter Information about Group 2

Screen Entry	The average amount of this type of aid awarded to Group 2 students is outside the expected range of between 7,801 and 11,701 when compared with the prior year value. Please check the number of students and the total amount of aid awarded to these students, and correct or explain the discrepant values. (Error #7147)	Explanation	Yes	
Reason:	More first time college students pursued private loans as a financial aid resource during this award year.			