

Student Financial Aid 2019-20 2018-19 Data


**IPEDS Student Financial Aid Component Overview
Public Academic Reporters**

Changes to reporting for 2019-20

Data Reporting Reminders

Undergraduate Student Groups

- All undergraduate students
- Of Group 1, full-time, first-time degree/certificate-seeking students (FTFT)
- Of Group 2, FTFT students who paid the in-state/in-district tuition rate and were awarded any grant/scholarship aid from the federal government, state/local government, or the institution
- Of Group 2, FTFT students who paid the in-state/in-district tuition rate and were awarded any Title IV federal student aid



COA Revisions

College Affordability and Transparency Lists

Interactive Edits and Error Messages

Context Boxes

Part B - Enter Information About Group 1

ALL undergraduate

For These Students	The Following Type(s) of Aid	Awarded in This Period
<ul style="list-style-type: none"> • _____ students enrolled in Fall 2018 	<ul style="list-style-type: none"> • Grant or scholarship aid from: federal government state/local government the institution other sources known to the institution • Loans to students from: the federal government 	<ul style="list-style-type: none"> • Any time during academic year 2018-19

In the fields below, report the number of Group 1 students and the total amount of aid awarded to these students for each type of aid.

Information from Part A:

Fall 2018

Group 1
All undergraduate

2018-19

Aid Type	Number of Group 1 students who were awarded aid	Percentage of Group 1 students who were awarded aid	Total amount of aid awarded to Group 1 students	Average amount of aid awarded to Group 1 students
(Do NOT include federal student loans)				



students and parents. For example, institutions may report here other sources of private aid not included in the categories listed.

--

Part C, Page 1 - Enter Information about Group 2

In the fields below, report the number of Group 2 students paying in-district, in-state, and out-of-state tuition rates. If your institution does not offer different rates, report all students as paying in-state tuition rates.

Information from Part A:			Fall 2018		
Group 2					
Group 2			Fall 2018		YOUR PRIOR YEAR DATA
					Fall 2017
			Number of Group 2 students	Percentage of Group 2 students	Percentage of Group 2 students
		_____	<input type="text"/>		0
		_____	<input type="text"/>		82
		_____	<input type="text"/>		18
					0

			Number of Group 2 students who were awarded aid	Percentage of Group 2 students who were awarded aid	Total amount of aid awarded to Group 2 students	Average amount of aid awarded to Group 2 students	Average amount of aid awarded to Group 2 students
			<input type="text"/>				12,235
		_____	<input type="text"/>				5,142
		_____	<input type="text"/>		<input type="text"/>		5,031
							
							


Part D - Enter Information about Group 3

For These Students


The Following Type(s) of Aid


Awarded in This Period

- Full-time, first-time degree/certificate-seeking undergraduate students enrolled in Fall 2018 paid the in-state or in-district tuition rate and who were awarded grant or scholarship aid from the following sources: the federal government, state/local government, or the institution
- Do include students who were awarded only grant or scholarship aid from private or other


	Report the total amount of grant or scholarship aid from the federal government, state/local government, or the institution awarded to Group 3 students	<input type="text"/>	<input type="text"/>	<input type="text"/>

 The notes below provide context for the data you've reported above and be posted on the College Navigator website. Choose one option that best explains your data or choose "Non-applicable" if you do not wish to provide context notes. If none of the options provided explain your institution's data, then choose "Other" and write your own context notes. Notes should be written to be understood by students and parents. For example, institutions may report here other sources of private aid not included in the categories listed.

		Total all income levels				
<p> The notes below provide context for the data you've reported above and be posted on the College Navigator website. Choose one option that best explains your data or choose "Non-applicable" if you do not wish to provide context notes. If none of the options provided explain your institution's data, then choose "Other" and write your own context notes. Notes should be written to be understood by students and parents. For example, institutions may report here other sources of private aid not included in the categories listed.</p>						
<div data-bbox="162 489 1075 688" style="border: 1px solid gray; height: 95px;"></div>						

--

Higher Education Act, as amended (2008)

 The notes below provide context for the data you've reported above and be posted on the College Navigator website. Choose one option that best explains your data or choose "Non-applicable" if you do not wish to provide context notes. If none of the options provided explain your institution's data, then choose "Other" and write your own context notes. Notes should be written to be understood by students and parents. For example, institutions may report here other sources of private aid not included in the categories listed.

Institution: University of Missouri-St Louis (178420)

User ID: 29C0011

IPEDS collects important information regarding your institution. All data reported in IPEDS survey components become available in the IPEDS Data Center and appear as aggregated data in various Department of Education reports. Additionally, some of the reported data appears specifically for your institution through the College Navigator website and is included in your institution's Data Feedback Report (DFR). The purpose of this summary is to provide you an opportunity to view some of the data that, when accepted through the IPEDS quality control process, will appear on the College Navigator website and/or your DFR. College Navigator is updated approximately three months after the data collection period closes and Data Feedback Reports will be available through the [Data Center](#) and sent to your institution's CEO in November 2019.

Please review your data for accuracy. If you have questions about the data displayed below after reviewing the data reported on the survey screens, please contact the IPEDS Help Desk at: 1-877-225-2568 or ipedshelp@rti.org.

Total grant aid awarded to all undergraduate students		\$45,478,661
Number of undergraduate students who were awarded a Pell Grant		3,098
Percentage of FTFT students who were awarded any financial aid		97%
	Percentage of FTFT students who were awarded grant aid by type	Average amount of grant aid awarded by type
Total	95%	\$14,417
Federal Government	48%	\$5,337
Pell	48%	\$5,179
Other Federal	8%	\$986
State/Local Government	46%	\$2,254
Institutional	92%	\$10,879
	Percentage of FTFT students who were awarded and accepted loans by type	Average amount of loans awarded and accepted by type
Total	45%	\$5,424
Federal	44%	\$4,825
Non-federal	3%	\$9,538
Average net price for FTFT students who were awarded grant aid		\$7,977
Average net price for FTFT students who were awarded Title IV federal student aid		
\$0 – 30,000		\$7,401
\$30,001 – 48,000		\$6,838
\$48,001 – 75,000		\$7,894

Institution: University of Missouri-St Louis (178420)

User ID: 29C0011

[Edit Report](#)

Student Financial Aid